



9

Places to go

Unit objectives

- talk about travel and vacations
- make travel plans
- ask for information in a store
- write a review of a place
- plan a vacation for someone

Start speaking

- A** Look at the photo. Where is this place? Is it difficult to get there? Why or why not?
- B** What do you do in your free time? Do you go to new places?
- C** Think of a place you like. Talk about it. Say why it's good. For ideas, watch Jirapat's video.



Real student

What's Jirapat's place?
Do you agree it's a
good place to go?



Lesson objective

- talk about travel and vacations

1 Language in context

A Kaitlin and her friends are on vacation. Read Kaitlin's posts. Where do they go?

B Read again. Check (✓) the sentences that are true. Correct the false ones.

- | | |
|--|---|
| <input type="checkbox"/> 1 Kaitlin takes a bus to San Diego. | <input type="checkbox"/> 4 They go to a zoo on Saturday. |
| <input type="checkbox"/> 2 They go to their hotel on Thursday. | <input type="checkbox"/> 5 Kaitlin and her friends have a bad vacation. |
| <input type="checkbox"/> 3 They are in San Diego on Friday. | |

From my small town to a big city

[Profile](#)
[Log out](#)





Thursday morning

Goodbye to my small **town**. San Diego, here I come! I have my **ticket** and my seat on the **plane**. I'm next to the window!



Thursday afternoon

Now I'm in San Diego, and this is our hotel. These are my friends in front of the hotel.



Friday

Today we're in the **country**, not in the **city**! We're at this cool **ranch** near San Diego. It's a really big **farm**.



Saturday

We're at the San Diego Zoo. These birds are funny. They're talking. They say, "Hello. How are you? Hello. How are you?" 🗣️🗣️🗣️



Sunday

Now I'm on a **tour** of San Diego Bay. I'm on a **boat** with my friends. They're not listening to the tour guide because they're talking.

A fun **vacation**? I think so. I love it here! 😊

Glossary
tour guide (n) this person takes you to a place and tells you about it

2 Vocabulary: Travel

A 🗣️ 9.01 Listen and repeat the words. Which words are places?

boat country farm plane ranch ticket tour town vacation

B ▶️ Now do the vocabulary exercises for 9.1 on page 152.

C Pair work Which places do you like from Kaitlin's vacation? Which places don't you like? Why?

3 Grammar: *this* and *these*

A Look at the sentences in the Grammar box. Then **circle** the correct option to complete the rules.

G Grammar *this* and *these*

This ticket is expensive. **These** birds are funny.
We're at **this** cool ranch. I don't like **these** photos.

- 1 Use *this* and *these* to talk about a thing or things **around you / you can't see**.
- 2 *This* and *these* go **before / after** a noun.
- 3 **This / These** goes before a singular noun. **This / These** goes before a plural noun.
- 4 You **can / can't** use *this* and *these* at the beginning of a sentence.

B Kaitlin writes a postcard about a museum. Write *this* or *these* to complete Kaitlin's postcard.

Dear Grandma,

I'm in San Diego! It's great. ¹ _____ postcard shows Balboa Park in the city. The park is very big, and it has 18 museums! ² _____ museums are for art, technology, transportation, and history. We're at the Mingqi International Museum right now. You can see it in ³ _____ photo on the right side of the postcard. ⁴ _____ museum is interesting because it has local art – the artists are from ⁵ _____ city. I'm looking at some cool pictures now. ⁶ _____ pictures show places in San Diego. ⁷ _____ artists are really good. ⁸ _____ is my favorite room in the museum.

Love, Kaitlin

San Diego



C **▶** Now go to page 139. Look at the grammar chart and do the grammar exercises for 9.1.

D **Group work** Describe three things that are close to you right now. Take turns.

4 Speaking



Find it

A Choose five photos on your phone or draw some simple pictures of places you know. Think about the people and places in the pictures.

B **Pair work** Tell your partner about your pictures.

This is a photo of my mom and my aunt. They're walking in the country. This hill is very big. What else? This is my favorite aunt. She's ...





1 Language in context

A **9.02** Kaitlin is making a vacation video. Read and listen. Where is she now? Where is she going? How is she going there?

B **9.02** Read and listen again. Check (✓) the sentences that are true. Correct the false ones.

- 1 The plane is expensive, and the bus is cheap.
- 2 You can take a bus to San Francisco at night.
- 3 It's Friday night. Kaitlin is sleeping in a hotel.

2 Vocabulary: Travel arrangements

A **9.03** Listen and repeat the sentences. Then match the sentences (a–h) to the pictures (1–8.)

- a Stay in a hotel. ___
- b Arrive at the airport. ___
- c Check in at the airport. ___
- d Fly to another airport. You can sleep on the flight. ___
- e Leave your house. Ready to travel? ___
- f Have a great trip! ___
- g Arrive at your destination. ___
- h Buy tickets online. ___

Hello again from San Diego! Today is Tuesday, and we want to **leave** on Friday.

Our **destination** is San Francisco. But how do we **travel**? Do we **fly** or take the bus?

Well, the **flight** is two hours. But you have to **arrive** at the **airport** a long time before the flight. You need to **check in** two hours before. So in total, by plane, the **trip** is about five hours. That's not bad. *But ...* the ticket is expensive.

The bus *isn't* expensive, but it *is* a long trip. It's 12 hours! But we can take a night bus. And it arrives in San Francisco the next morning.

That's good because we don't need to **stay** in a hotel on Friday night. And it's better for the planet!

I like to do the right thing, so we're taking the bus. We just need to buy our tickets **online**. And then, San Francisco, here we come ... on the bus.



B Now do the vocabulary exercises for 9.2 on page 153.

C **Pair work** Imagine you're going from San Diego to San Francisco. What's a good way to go? Why?

3 Grammar: *like to, want to, need to, have to*

A Look at the sentences in the Grammar box. Then **circle** the correct option to complete the rules.


G Grammar *like to, want to, need to, have to*

I **like to** do the right thing. She **wants to** take a bus.
You **need to** check in before the flight. He **has to** buy tickets.
We **want to** leave on Friday. My mom **likes to** sleep on a flight.

- 1 Use *want to* + verb and *like to* + verb to talk about **necessary things / things you choose to do**.
- 2 Use *need to* + verb and *have to* + verb to talk about **necessary things / things you choose to do**.
- 3 After *like to, want to, need to, and have to*, use **verb + -ing / verb**.

B **Circle** the correct answer to complete the sentences.

- 1 I always sit by the window because I **need to / like to** look outside. It's interesting!
- 2 My phone isn't old, but I **need to / want to** buy a new one.
- 3 My wife isn't happy because she **has to / wants to** work this weekend.
- 4 On Fridays, we **like to / need to** watch TV after dinner.
- 5 He starts work at 6:30, so he **needs to / wants to** get up really early.

C  Now go to page 140. Look at the grammar chart and do the grammar exercises for 9.2.

D **Pair work** Write **four** sentences that are true for you. Use *like to, want to, need to, and have to*. Then compare your sentences with a partner and check your accuracy.

 **Accuracy check**

Use *to* with *want, like, need, and have* when they are before another verb.

He **has buy** tickets. ✗

He **has to buy** tickets. ✓

4 Speaking

A Work alone. Imagine you have to take a trip for one of these reasons: vacation, work, or to visit family. Where do you want to go? How do you want to travel: on a bus, a train, or a plane? For ideas, watch Luiz's video.

B **Pair work** Tell your partner about your trip. Talk about the things you need to do for your trip.

I have to take a trip for work.

Where do you have to go?

Osaka, and I want to take a train from Tokyo. I like to look out the window.

You need to buy your ticket online ...




Real student

Do you want to travel the same way as Luiz?



- ask for information in a store

1 Functional language

- A**  **9.04** Andy is at a bookstore in the airport. Read and listen. What does he want to buy? What does he want to drink? What place does he ask about?



9.04 Audio script

- Andy** Excuse me. **Where are the travel guides, please?**
I need a travel guide for Colombia.
- Clerk** Sorry, can you say that again?
- Andy** Travel guides – where are the travel guides?
- Clerk** Oh, OK. They're here. Which country do you want?
- Andy** Colombia, please.
- Clerk** Colombia ... Ah, here it is.
- Andy** Thanks. **How much is that?**
- Clerk** **It's \$19.99.**
- Andy** OK. Oh, and I need to buy a travel guide for Ecuador, too. **Is it the same price, \$19.99?**
- Clerk** Yes, it is. But good news! **They're two for \$35.**
- Andy** Great! I want both, please. Hey, **what time does the café open?** I really need some coffee.
- Clerk** **It opens in about ten minutes.**
- Andy** OK. **And where is the men's restroom?**
- Clerk** It's over there, next to the café. But first you need to buy your books!

Insider English

People often say **restroom** in public places and **bathroom** in people's homes. **Restroom** is more polite.

At an airport:

Where is the men's restroom?

At a friend's house:

Sorry, where's your bathroom?

Glossary

travel guide (n) a book with information about where to go and what to see in a city or country



- B** Complete the chart with expressions in **bold** from the conversation above.

Asking for information	Giving information
1 _____ the travel guides, please?	6 _____ \$19.99.
2 _____ that?	7 _____ \$35.
3 _____, \$19.99?	8 _____ about
4 _____ the café open?	ten minutes.
5 _____ the men's restroom?	

- C**  **9.05** Complete the conversations with words from the chart above. Listen and check.

- 1 **A** Excuse me. _____
is this smartwatch?
B _____ \$250.
A What about this big smartwatch? Is it the
_____?
B No, it isn't. _____ \$325.
- 2 **A** _____ flight 248
arrive?
B It arrives _____ 30 minutes.
A OK, thanks. Oh, and _____
the women's _____?
B It's over there.

2 Real-world strategy

Asking someone to repeat something

To hear information again, ask, *Sorry, can you say that again?* or *Can you repeat that, please?*

Andy Where are the travel guides?

Clerk Sorry, can you say that again?



- A** Read about asking someone to repeat something in the box above. What question does the clerk ask? Why?
- B** **9.06** Listen to a conversation. Does the woman understand the man the first time? What question does she ask? How much is the phone?

3 Pronunciation: Saying prices

- A** **9.07** Listen and repeat the prices. Where does the speaker put stress in each price?

1 \$6.19 / \$6.90

3 \$17.30 / \$70.13

5 \$2.16 / \$2.60

2 \$15 / \$50

4 \$19 / \$90

6 \$14 / \$40

- B** **9.08** Listen and write the prices. Then practice the conversation with a partner.

A I love that picture! How much is it?

B It's \$_____.

A \$_____! That's cheap!

B No, it's \$_____.

A Oh ...

- C** **Pair work** Work with a partner. Ask to buy your friend's phone, backpack, or Student's Book. Make a mistake with the price. Use the conversation in exercise 3B as an example. Then change roles.

4 Speaking



Find it

- Pair work** Imagine you want to buy something. Look at the items below, or go online and find an item. Take turns being the customer. Ask for information, and ask the store clerk to repeat something. Then change roles.



\$29.99, or two for \$50



\$12, or two for \$20



\$22, or two for \$40



\$45, or two for \$80

Excuse me. How much is this mug?

It's \$12, or two for \$20.

Sorry, can you repeat that, please?

1 Reading

A **Recognize text type** Read the text. What is it from?

- a travel guide an email a review a student's homework

Places to go from Tokyo



Izu Islands

The Izu Islands are small islands in the Pacific Ocean.

Getting there

You have to leave from Tokyo. You can fly or take a high-speed boat. The boat is a good choice. Try "island hopping" and visit more than one of the Izu Islands. Ōshima Island is 1 hour and 45 minutes by boat. Toshima Island and Niijima Island are about 2 hours and 20 minutes from Tokyo. You can also take a boat from one island to the other and to many of the other small islands.

Things to see & do

Ōshima

- ▶ Take a tour of Mount Mihara. This mountain is also a volcano.
- ▶ You have to visit Ura-Sabaku. This desert has black sand.

Toshima

- ▶ Relax on this island. Only 350 people live here. It's quiet and peaceful.
- ▶ Plan a tour to see dolphins. They swim around the island.

Niijima

- ▶ Do you surf? You need to go to Habushiura Beach. This is a local beach with perfect waves.
- ▶ Visit the Glass Art Center. Local artists make glass and you can see it in the museum.



Glossary

high-speed (*adj*) very fast
local (*adj*) from the nearby area or neighborhood

B **Scan** Which island has dolphin tours? Which island is good for surfing? Which island has a desert?

C **Read for details** Read the text again. **Circle** the correct answers.

- 1 The Izu Islands **are / aren't** near Tokyo.
- 2 You **can / can't** get a plane to the islands.
- 3 Ura-Sabaku is a **beach / desert**.
- 4 You can see **volcanoes / dolphins** near Toshima Island.
- 5 Habushiura Beach has **good / bad** waves for surfing.
- 6 The Glass Art Center is on **Niijima / Ōshima** Island.

D **Pair work** **Think critically** Why do people like to visit the Izu Islands? Which island do you think is the best? Why?

2 Writing

A Read Haruto's review of Toshima Island. What is the island famous for?

DestinationsNow

About | Hotels | Restaurants


Toshima Island


Near Tokyo, Japan

REVIEWS

Write a review

144	Very good
70	Good
2	OK
0	Bad
0	Very bad





Haruto Aoki,
Tokyo

★★★★★ 2 weeks ago

You have to see Toshima Island!

This island is really nice. It's not very big, but there's a lot to see and do. Visit Mount Miyatsuka – and hike to the top of the mountain. You can see other Izu Islands from the top. You can even see Mount Fuji! Take a tour to see the dolphins. You can swim near them, but you have to be careful. Don't touch them! You're in their home. The island is famous for camellia trees. The trees have big red flowers. They're beautiful. You can visit for one day and go back to Tokyo, or stay in a hotel on the island. There are no lights at night, so the sky is very dark. You can see a lot of stars! Eat at the hotel or with a local family. People are very friendly. Don't forget to charge your phone. You can take a lot of photos of this wonderful place!

Glossary
wonderful (adj) really good

B **Writing skills** Read the information about imperative verbs below. Then underline all the sentences beginning with an imperative verb in Haruto's review in exercise 2A.

You can use imperative verbs to give someone advice. An imperative verb is a verb with no subject (e.g. *he, she*).

+ **Visit** Mount Miyatsuka – and **hike** to the top of the mountain.

– **Don't forget** to charge your phone!

 **Write it**

C Choose a place for people to visit in your area. Write a review of the place. Say what people can see and do. Use imperative verbs to give advice. Use Haruto's review in exercise 2A as an example.

D **Pair work** Read your partner's review. Do you want to visit your partner's place? Why or why not?

Register check

People often use imperative verbs in informal writing to give advice.

In a website review: Hike to the top of the mountain.

People usually use verb forms with subjects in formal writing.

In a travel guide: You can hike to the top of the mountain.

9.5

Time to speak Vacation plans

Lesson objective

- plan a vacation for someone

A **Discuss** Look at the photos. What do you think these people like to do on vacation? For each person, say three things. Compare your ideas with a partner. Find a new idea for each person.

Jim, photographer, loves nature and wants to protect the planet



Citra, marine biologist, loves animals and adventure



Diego, solar panel installer, loves cities and doesn't like to waste energy



B **Decide** Work in pairs. Choose Jim, Citra, or Diego. Imagine they are coming to your country on vacation for two weeks. What do you think they want to do? Make a list of things to do and places to go.

C **Prepare** Imagine you are helping this person plan a vacation. Look at your list from exercise B. What do you need to do? Make a plan.

D **Agree** Work in groups: Group Jim, Group Citra, or Group Diego. Present your plan. Which plan is your group's favorite?

Useful phrases

Discuss

- I think Jim/Citra/Diego likes to ... on vacation.
- What do you think Jim/Citra/Diego likes to do?
- My three ideas for Jim are ...
- I agree. / I disagree.
- Let's think of one new idea for Citra.

Decide

- A good thing to do / place to go is ...
- On the first day, they can ...

Agree

- We're planning a vacation for ...
- This is our plan.
- Our favorite plan is ... because it's interesting/fun/nice.